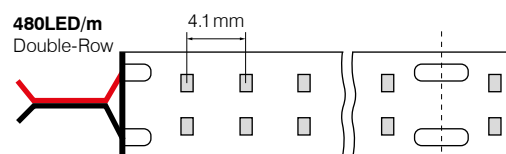
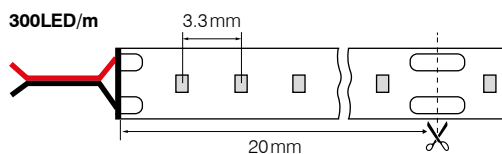
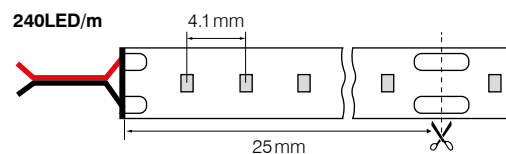
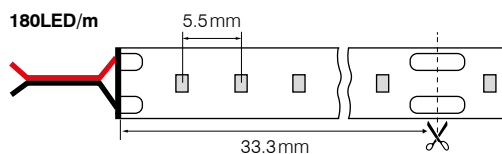
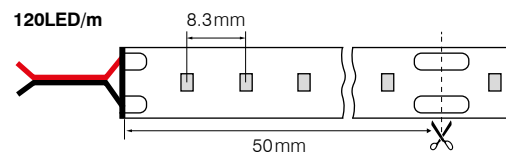
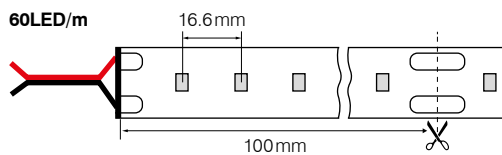


CRI >90 2216 LED STRIP



| | |
|-------------------------------|--|
| Abmessungen/Dimensions | 5000mm |
| Leuchtmittel/Light source | SMD 2216 |
| Lichtstrom /Luminous Flux | 280 – 3360lm/m |
| Leistung/Wattage | 4.8 – 38.4W/m |
| Anzahl LEDs/LED Qty | 60, 120, 180, 240, 300LED/m 480LED/m Double-Row |
| IP-Schutzart/IP-Protection | IP20, IP67 |
| Schutzklasse/Protection Class | III |



| Artikelnummer Article Number | IP IP | LEDs/m LEDs/m | CRI CRI | Teilungsmaß Cutting unit | Leistung Wattage | PCB Breite PCB Width | Farbe Color | Lichtstrom Luminous Flux |
|---------------------------------|----------|------------------|------------|-----------------------------|---------------------|-------------------------|----------------|-----------------------------|
| Constant Current Strips | | | | | | | | |
| P2216Y060CB-22 | IP20 | 60LED/m | CRI>90 | 100mm | 4.8W/m | 10mm | 2200K | 290lm/m |
| P2216Y060CB-27 | IP20 | 60LED/m | CRI>90 | 100mm | 4.8W/m | 10mm | 2700K | 300lm/m |
| P2216Y060CB-30 | IP20 | 60LED/m | CRI>90 | 100mm | 4.8W/m | 10mm | 3000K | 320lm/m |
| P2216Y060CB-35 | IP20 | 60LED/m | CRI>90 | 100mm | 4.8W/m | 10mm | 3500K | 330lm/m |
| P2216Y060CB-40 | IP20 | 60LED/m | CRI>90 | 100mm | 4.8W/m | 10mm | 4000K | 360lm/m |
| P2216Y060CB-50 | IP20 | 60LED/m | CRI>90 | 100mm | 4.8W/m | 10mm | 5000K | 390lm/m |
| P2216Y060CB-60 | IP20 | 60LED/m | CRI>90 | 100mm | 4.8W/m | 10mm | 6000K | 420lm/m |
| P2216Z060CB-22 | IP67 | 60LED/m | CRI>90 | 100mm | 4.8W/m | 12mm | 2200K | 280lm/m |
| P2216Z060CB-27 | IP67 | 60LED/m | CRI>90 | 100mm | 4.8W/m | 12mm | 2700K | 290lm/m |
| P2216Z060CB-30 | IP67 | 60LED/m | CRI>90 | 100mm | 4.8W/m | 12mm | 3000K | 310lm/m |
| P2216Z060CB-35 | IP67 | 60LED/m | CRI>90 | 100mm | 4.8W/m | 12mm | 3500K | 320lm/m |
| P2216Z060CB-40 | IP67 | 60LED/m | CRI>90 | 100mm | 4.8W/m | 12mm | 4000K | 345lm/m |
| P2216Z060CB-50 | IP67 | 60LED/m | CRI>90 | 100mm | 4.8W/m | 12mm | 5000K | 380lm/m |
| P2216Z060CB-60 | IP67 | 60LED/m | CRI>90 | 100mm | 4.8W/m | 12mm | 6000K | 410lm/m |

CRI >90 2216 LED STRIP

| Artikelnummer Article Number | IP IP | LED s/m LED s/m | CRI CRI | Teilungsmaß Cutting unit | Leistung Wattage | PCB Breite PCB Width | Farbe Color | Lichtstrom Luminous Flux |
|---------------------------------|----------|--------------------|------------|-----------------------------|---------------------|-------------------------|----------------|-----------------------------|
| P2216Y120CB-22 | IP20 | 120LED/m | CRI>90 | 50mm | 9.6W/m | 10mm | ■ 2200K | 580lm/m |
| P2216Y120CB-27 | IP20 | 120LED/m | CRI>90 | 50mm | 9.6W/m | 10mm | ■ 2700K | 600lm/m |
| P2216Y120CB-30 | IP20 | 120LED/m | CRI>90 | 50mm | 9.6W/m | 10mm | □ 3000K | 640lm/m |
| P2216Y120CB-35 | IP20 | 120LED/m | CRI>90 | 50mm | 9.6W/m | 10mm | □ 3500K | 660lm/m |
| P2216Y120CB-40 | IP20 | 120LED/m | CRI>90 | 50mm | 9.6W/m | 10mm | □ 4000K | 720lm/m |
| P2216Y120CB-50 | IP20 | 120LED/m | CRI>90 | 50mm | 9.6W/m | 10mm | □ 5000K | 780lm/m |
| P2216Y120CB-60 | IP20 | 120LED/m | CRI>90 | 50mm | 9.6W/m | 10mm | □ 6000K | 840lm/m |
| P2216Z120CB-22 | IP67 | 120LED/m | CRI>90 | 50mm | 9.6W/m | 12mm | ■ 2200K | 560lm/m |
| P2216Z120CB-27 | IP67 | 120LED/m | CRI>90 | 50mm | 9.6W/m | 12mm | ■ 2700K | 580lm/m |
| P2216Z120CB-30 | IP67 | 120LED/m | CRI>90 | 50mm | 9.6W/m | 12mm | □ 3000K | 620lm/m |
| P2216Z120CB-35 | IP67 | 120LED/m | CRI>90 | 50mm | 9.6W/m | 12mm | □ 3500K | 640lm/m |
| P2216Z120CB-40 | IP67 | 120LED/m | CRI>90 | 50mm | 9.6W/m | 12mm | □ 4000K | 700lm/m |
| P2216Z120CB-50 | IP67 | 120LED/m | CRI>90 | 50mm | 9.6W/m | 12mm | □ 5000K | 755lm/m |
| P2216Z120CB-60 | IP67 | 120LED/m | CRI>90 | 50mm | 9.6W/m | 12mm | □ 6000K | 815lm/m |
| Constant Voltage Strips | | | | | | | | |
| P2216Y060B4-22 | IP20 | 60LED/m | CRI>90 | 100mm | 4.8W/m | 4mm | ■ 2200K | 290lm/m |
| P2216Y060B4-27 | IP20 | 60LED/m | CRI>90 | 100mm | 4.8W/m | 4mm | ■ 2700K | 300lm/m |
| P2216Y060B4-30 | IP20 | 60LED/m | CRI>90 | 100mm | 4.8W/m | 4mm | □ 3000K | 320lm/m |
| P2216Y060B4-35 | IP20 | 60LED/m | CRI>90 | 100mm | 4.8W/m | 4mm | □ 3500K | 330lm/m |
| P2216Y060B4-40 | IP20 | 60LED/m | CRI>90 | 100mm | 4.8W/m | 4mm | □ 4000K | 360lm/m |
| P2216Y060B4-50 | IP20 | 60LED/m | CRI>90 | 100mm | 4.8W/m | 4mm | □ 5000K | 390lm/m |
| P2216Y060B4-60 | IP20 | 60LED/m | CRI>90 | 100mm | 4.8W/m | 4mm | □ 6000K | 420lm/m |
| P2216Y120B4-22 | IP20 | 120LED/m | CRI>90 | 50mm | 9.6W/m | 4mm | ■ 2200K | 580lm/m |
| P2216Y120B4-27 | IP20 | 120LED/m | CRI>90 | 50mm | 9.6W/m | 4mm | ■ 2700K | 600lm/m |
| P2216Y120B4-30 | IP20 | 120LED/m | CRI>90 | 50mm | 9.6W/m | 4mm | □ 3000K | 640lm/m |
| P2216Y120B4-35 | IP20 | 120LED/m | CRI>90 | 50mm | 9.6W/m | 4mm | □ 3500K | 660lm/m |
| P2216Y120B4-40 | IP20 | 120LED/m | CRI>90 | 50mm | 9.6W/m | 4mm | □ 4000K | 720lm/m |
| P2216Y120B4-50 | IP20 | 120LED/m | CRI>90 | 50mm | 9.6W/m | 4mm | □ 5000K | 780lm/m |
| P2216Y120B4-60 | IP20 | 120LED/m | CRI>90 | 50mm | 9.6W/m | 4mm | □ 6000K | 840lm/m |
| P2216Y180B4-22 | IP20 | 180LED/m | CRI>90 | 33,3mm | 14.4W/m | 4mm | ■ 2200K | 1000lm/m |
| P2216Y180B4-27 | IP20 | 180LED/m | CRI>90 | 33,3mm | 14.4W/m | 4mm | ■ 2700K | 1020lm/m |
| P2216Y180B4-30 | IP20 | 180LED/m | CRI>90 | 33,3mm | 14.4W/m | 4mm | □ 3000K | 1080lm/m |
| P2216Y180B4-35 | IP20 | 180LED/m | CRI>90 | 33,3mm | 14.4W/m | 4mm | □ 3500K | 1110lm/m |
| P2216Y180B4-40 | IP20 | 180LED/m | CRI>90 | 33,3mm | 14.4W/m | 4mm | □ 4000K | 1160lm/m |
| P2216Y180B4-50 | IP20 | 180LED/m | CRI>90 | 33,3mm | 14.4W/m | 4mm | □ 5000K | 1200lm/m |
| P2216Y180B4-60 | IP20 | 180LED/m | CRI>90 | 33,3mm | 14.4W/m | 4mm | □ 6000K | 1260lm/m |
| P2216Y060B-22 | IP20 | 60LED/m | CRI>90 | 100mm | 4.8W/m | 8mm | ■ 2200K | 290lm/m |
| P2216Y060B-27 | IP20 | 60LED/m | CRI>90 | 100mm | 4.8W/m | 8mm | ■ 2700K | 300lm/m |
| P2216Y060B-30 | IP20 | 60LED/m | CRI>90 | 100mm | 4.8W/m | 8mm | □ 3000K | 320lm/m |
| P2216Y060B-35 | IP20 | 60LED/m | CRI>90 | 100mm | 4.8W/m | 8mm | □ 3500K | 330lm/m |
| P2216Y060B-40 | IP20 | 60LED/m | CRI>90 | 100mm | 4.8W/m | 8mm | □ 4000K | 360lm/m |
| P2216Y060B-50 | IP20 | 60LED/m | CRI>90 | 100mm | 4.8W/m | 8mm | □ 5000K | 390lm/m |
| P2216Y060B-60 | IP20 | 60LED/m | CRI>90 | 100mm | 4.8W/m | 8mm | □ 6000K | 420lm/m |

CRI >90 2216 LED STRIP

| Artikelnummer Article Number | IP IP | LED s/m LED s/m | CRI CRI | Teilungsmaß Cutting unit | Leistung Wattage | PCB Breite PCB Width | Farbe Color | Lichtstrom Luminous Flux |
|---------------------------------|----------|--------------------|------------|-----------------------------|---------------------|-------------------------|----------------|-----------------------------|
| P2216Z060B-22 | IP67 | 60LED/m | CRI>90 | 100mm | 4.8W/m | 10mm | 2200K | 280lm/m |
| P2216Z060B-27 | IP67 | 60LED/m | CRI>90 | 100mm | 4.8W/m | 10mm | 2700K | 290lm/m |
| P2216Z060B-30 | IP67 | 60LED/m | CRI>90 | 100mm | 4.8W/m | 10mm | 3000K | 310lm/m |
| P2216Z060B-35 | IP67 | 60LED/m | CRI>90 | 100mm | 4.8W/m | 10mm | 3500K | 320lm/m |
| P2216Z060B-40 | IP67 | 60LED/m | CRI>90 | 100mm | 4.8W/m | 10mm | 4000K | 345lm/m |
| P2216Z060B-50 | IP67 | 60LED/m | CRI>90 | 100mm | 4.8W/m | 10mm | 5000K | 380lm/m |
| P2216Z060B-60 | IP67 | 60LED/m | CRI>90 | 100mm | 4.8W/m | 10mm | 6000K | 410lm/m |
| P2216Y120B-22 | IP20 | 120LED/m | CRI>90 | 50mm | 9.6W/m | 8mm | 2200K | 580lm/m |
| P2216Y120B-27 | IP20 | 120LED/m | CRI>90 | 50mm | 9.6W/m | 8mm | 2700K | 600lm/m |
| P2216Y120B-30 | IP20 | 120LED/m | CRI>90 | 50mm | 9.6W/m | 8mm | 3000K | 640lm/m |
| P2216Y120B-35 | IP20 | 120LED/m | CRI>90 | 50mm | 9.6W/m | 8mm | 3500K | 660lm/m |
| P2216Y120B-40 | IP20 | 120LED/m | CRI>90 | 50mm | 9.6W/m | 8mm | 4000K | 720lm/m |
| P2216Y120B-50 | IP20 | 120LED/m | CRI>90 | 50mm | 9.6W/m | 8mm | 5000K | 780lm/m |
| P2216Y120B-60 | IP20 | 120LED/m | CRI>90 | 50mm | 9.6W/m | 8mm | 6000K | 840lm/m |
| P2216Z120B-22 | IP67 | 120LED/m | CRI>90 | 50mm | 9.6W/m | 10mm | 2200K | 560lm/m |
| P2216Z120B-27 | IP67 | 120LED/m | CRI>90 | 50mm | 9.6W/m | 10mm | 2700K | 580lm/m |
| P2216Z120B-30 | IP67 | 120LED/m | CRI>90 | 50mm | 9.6W/m | 10mm | 3000K | 620lm/m |
| P2216Z120B-35 | IP67 | 120LED/m | CRI>90 | 50mm | 9.6W/m | 10mm | 3500K | 640lm/m |
| P2216Z120B-40 | IP67 | 120LED/m | CRI>90 | 50mm | 9.6W/m | 10mm | 4000K | 700lm/m |
| P2216Z120B-50 | IP67 | 120LED/m | CRI>90 | 50mm | 9.6W/m | 10mm | 5000K | 755lm/m |
| P2216Z120B-60 | IP67 | 120LED/m | CRI>90 | 50mm | 9.6W/m | 10mm | 6000K | 815lm/m |
| P2216Y180B-22 | IP20 | 180LED/m | CRI>90 | 33,3mm | 14.4W/m | 8mm | 2200K | 1000lm/m |
| P2216Y180B-27 | IP20 | 180LED/m | CRI>90 | 33,3mm | 14.4W/m | 8mm | 2700K | 1020lm/m |
| P2216Y180B-30 | IP20 | 180LED/m | CRI>90 | 33,3mm | 14.4W/m | 8mm | 3000K | 1080lm/m |
| P2216Y180B-35 | IP20 | 180LED/m | CRI>90 | 33,3mm | 14.4W/m | 8mm | 3500K | 1110lm/m |
| P2216Y180B-40 | IP20 | 180LED/m | CRI>90 | 33,3mm | 14.4W/m | 8mm | 4000K | 1160lm/m |
| P2216Y180B-50 | IP20 | 180LED/m | CRI>90 | 33,3mm | 14.4W/m | 8mm | 5000K | 1200lm/m |
| P2216Y180B-60 | IP20 | 180LED/m | CRI>90 | 33,3mm | 14.4W/m | 8mm | 6000K | 1260lm/m |
| P2216Z180B-22 | IP67 | 180LED/m | CRI>90 | 33,3mm | 14.4W/m | 10mm | 2200K | 970lm/m |
| P2216Z180B-27 | IP67 | 180LED/m | CRI>90 | 33,3mm | 14.4W/m | 10mm | 2700K | 990lm/m |
| P2216Z180B-30 | IP67 | 180LED/m | CRI>90 | 33,3mm | 14.4W/m | 10mm | 3000K | 1050lm/m |
| P2216Z180B-35 | IP67 | 180LED/m | CRI>90 | 33,3mm | 14.4W/m | 10mm | 3500K | 1075lm/m |
| P2216Z180B-40 | IP67 | 180LED/m | CRI>90 | 33,3mm | 14.4W/m | 10mm | 4000K | 1125lm/m |
| P2216Z180B-50 | IP67 | 180LED/m | CRI>90 | 33,3mm | 14.4W/m | 10mm | 5000K | 1165lm/m |
| P2216Z180B-60 | IP67 | 180LED/m | CRI>90 | 33,3mm | 14.4W/m | 10mm | 6000K | 1225lm/m |
| P2216Y240B-22 | IP20 | 240LED/m | CRI>90 | 25mm | 19.2W/m | 10mm | 2200K | 1300lm/m |
| P2216Y240B-27 | IP20 | 240LED/m | CRI>90 | 25mm | 19.2W/m | 10mm | 2700K | 1350lm/m |
| P2216Y240B-30 | IP20 | 240LED/m | CRI>90 | 25mm | 19.2W/m | 10mm | 3000K | 1400lm/m |
| P2216Y240B-35 | IP20 | 240LED/m | CRI>90 | 25mm | 19.2W/m | 10mm | 3500K | 1460lm/m |
| P2216Y240B-40 | IP20 | 240LED/m | CRI>90 | 25mm | 19.2W/m | 10mm | 4000K | 1520lm/m |
| P2216Y240B-50 | IP20 | 240LED/m | CRI>90 | 25mm | 19.2W/m | 10mm | 5000K | 1600lm/m |
| P2216Y240B-60 | IP20 | 240LED/m | CRI>90 | 25mm | 19.2W/m | 10mm | 6000K | 1680lm/m |

CRI >90 2216 LED STRIP

| Artikelnummer Article Number | IP IP | LED s/m LED s/m | CRI CRI | Teilungsmaß Cutting unit | Leistung Wattage | PCB Breite PCB Width | Farbe Color | Lichtstrom Luminous Flux |
|---------------------------------|----------|------------------------|------------|-----------------------------|---------------------|-------------------------|----------------|-----------------------------|
| P2216Z240B-22 | IP67 | 240LED/m | CRI>90 | 25mm | 19.2W/m | 12mm | 2200K | 1260lm/m |
| P2216Z240B-27 | IP67 | 240LED/m | CRI>90 | 25mm | 19.2W/m | 12mm | 2700K | 1310lm/m |
| P2216Z240B-30 | IP67 | 240LED/m | CRI>90 | 25mm | 19.2W/m | 12mm | 3000K | 1360lm/m |
| P2216Z240B-35 | IP67 | 240LED/m | CRI>90 | 25mm | 19.2W/m | 12mm | 3500K | 1415lm/m |
| P2216Z240B-40 | IP67 | 240LED/m | CRI>90 | 25mm | 19.2W/m | 12mm | 4000K | 1475lm/m |
| P2216Z240B-50 | IP67 | 240LED/m | CRI>90 | 25mm | 19.2W/m | 12mm | 5000K | 1555lm/m |
| P2216Z240B-60 | IP67 | 240LED/m | CRI>90 | 25mm | 19.2W/m | 12mm | 6000K | 1630lm/m |
| P2216Y300B-22 | IP20 | 300LED/m | CRI>90 | 20mm | 18W/m | 8mm | 2200K | 1500lm/m |
| P2216Y300B-27 | IP20 | 300LED/m | CRI>90 | 20mm | 18W/m | 8mm | 2700K | 1550lm/m |
| P2216Y300B-30 | IP20 | 300LED/m | CRI>90 | 20mm | 18W/m | 8mm | 3000K | 1600lm/m |
| P2216Y300B-35 | IP20 | 300LED/m | CRI>90 | 20mm | 18W/m | 8mm | 3500K | 1650lm/m |
| P2216Y300B-40 | IP20 | 300LED/m | CRI>90 | 20mm | 18W/m | 8mm | 4000K | 1700lm/m |
| P2216Y300B-50 | IP20 | 300LED/m | CRI>90 | 20mm | 18W/m | 8mm | 5000K | 1750lm/m |
| P2216Y300B-60 | IP20 | 300LED/m | CRI>90 | 20mm | 18W/m | 8mm | 6000K | 1700lm/m |
| P2216Y480B-22 | IP20 | 480LED/m Double-Row | CRI>90 | 25mm | 38.4W/m | 15mm | 2200K | 2850lm/m |
| P2216Y480B-27 | IP20 | 480LED/m Double-Row | CRI>90 | 25mm | 38.4W/m | 15mm | 2700K | 2960lm/m |
| P2216Y480B-30 | IP20 | 480LED/m Double-Row | CRI>90 | 25mm | 38.4W/m | 15mm | 3000K | 3050lm/m |
| P2216Y480B-35 | IP20 | 480LED/m Double-Row | CRI>90 | 25mm | 38.4W/m | 15mm | 3500K | 3100lm/m |
| P2216Y480B-40 | IP20 | 480LED/m Double-Row | CRI>90 | 25mm | 38.4W/m | 15mm | 4000K | 3160lm/m |
| P2216Y480B-50 | IP20 | 480LED/m Double-Row | CRI>90 | 25mm | 38.4W/m | 15mm | 5000K | 3260lm/m |
| P2216Y480B-60 | IP20 | 480LED/m Double-Row | CRI>90 | 25mm | 38.4W/m | 15mm | 6000K | 3360lm/m |